


## Fitting Instructions

for YewdaleHarrier®  
Disposable Curtains



## Fitting Instructions

YewdaleHarrier® Disposable Curtains


Part no: 935

# Fitting Instructions

## YewdaleHarrier® Disposable Curtains


### Instructions:

1. When fitting a disposable curtain onto a cubicle track, first ensure the self-auditing label is facing into the room.
2. If the curtain is pre-hooked proceed to step 3. Otherwise, simply attach the curtain to the cubicle track using the existing hooks, making sure the first and the last hook are using two eyelets.
3. Insert the hooks onto the track.
4. Remove the protective sleeve, push the curtain against the wall and complete the date of installation on the self-auditing label.



### Did you know?

The YewdaleHarrier® disposable curtain is hygienic, efficient and now has minimal plastic waste making it the world's most environmentally friendly curtain for hospitals.





Yewdale, Enterprise Way,  
Wickford, Essex SS11 8DH

Call +44 (0)1268 570900

Fax +44 (0)1268 732509

Email [enquiries@yewdale.co.uk](mailto:enquiries@yewdale.co.uk)

Visit [yewdale.co.uk](http://yewdale.co.uk)

For more information on all  
Yewdale products, please call  
the sales department.



yewdale **Defiant**<sup>®</sup>  
FABRIC AND BLIND SYSTEMS



yewdale **Kestrel**<sup>®</sup>  
MAGNETIC ANTI-LIGATURE SYSTEM



yewdale **Movatrack**<sup>®</sup>  
CURTAIN AND TRACK SYSTEMS



yewdale **Harrier**<sup>®</sup>  
CURTAIN AND SHOWER CURTAINS



yewdale **Vitesse**<sup>®</sup>  
CURTAIN TRACK SYSTEMS